



# Washington Shores ES

Media Center Collection Development Plan  
2023-24

*Myrlene Jackson-Kimble*

[Myrlene Jackson-Kimble \(Oct 13, 2023 13:26 EDT\)](#)

---

Myrlene Jackson-Kimble  
Principal

*Maryanne Kovar*

---

Maryanne Kovar  
Certified Educational Media Specialist

# Table of Contents

---

<b>Table of Contents</b>	<b>2</b>
<b>Executive Summary</b>	<b>3</b>
District Strategic Plan 2025	3
School Collection Development Plan	3
<b>School Assessment Analysis</b>	<b>4</b>
<b>Collection Analysis</b>	<b>5</b>
<b>Collection Analysis by Category</b>	<b>6</b>
Notes	6
<b>Representation Analysis</b>	<b>7</b>
Results	7
<b>Strategic Focus</b>	<b>8</b>
<b>Budget and Purchasing Plan</b>	<b>9</b>
Annual Budget 2023-2024	9
Purchasing Plan 2023-2024	9
<b>Year-to-Year Collection Change</b>	<b>10</b>

# Executive Summary

---

## *District Strategic Plan 2025*

Orange County Public Schools is the eighth-largest school district in the United States and the fourth largest in Florida. The district serves more than 206,000 students at 202 schools and is one of the largest employers in Central Florida with more than 25,000 team members.

**Vision:** To ensure every student has a promising and successful future.

**Mission:** With the support of families and the community, we create enriching and diverse pathways to lead our students to success.

## *School Collection Development Plan*

Washington Shores ES serves 293 students enrolled in grades Kindergarten through fifth. The student population's ethnicity is made of 11% Hispanic and 89% Non-Hispanic students. Additionally, we serve a diverse population made up of 7% White, 92% Black, 0% Native, 0% Asian, 0% Pacific, and 1% Multicultural students.

The administration includes Principal Myrlene Jackson-Kimble and Assistant Principal Altamont Coley. Washington Shores Elementary School is proud to offer the many special programs which provide students with opportunities. These include Safety Patrols, News Crew, Garden Club, Chess Club, Student Council, Tutoring, and Chorus.

A thorough analysis of the current media center collection at Washington Shores ES indicates that the average age of the collection is 2008 and the number of books per student is 17. The [American Association for School Libraries](#) has established a criteria for highly effective media centers that includes a ratio of 15-20 books available per student in the collection.

At this time, Washington Shores ES does not meet the recommended standards for the number of books per student.

The analysis of the collection also revealed the following areas of strengths and concerns:

- Students' proficiency in Washington Shores Elementary improved on the state achievement tests.
- Based on the reading scores, more books should be purchased on higher reading levels.
- The average publication date of 2008 is acceptable but needs to be improved.
- This collection is in need of more popular fiction, graphic novels and nonfiction books that interest students.
- Percentage of students in highest ethnicity vs. books with that representation
  - African American students are 92% of the school's population. We have 590 titles in our collection.
- The weeding focus will focus on aged titles which will improve our average age greatly.

# School Assessment Analysis

The school analysis provides an overview of the school's assessment data for the previous two school years.

Proficiency Data							
Assessment	2021-22	Assessment	2022-23	Assessment	2021-22	Assessment	2022-23
		<b>Star Early Literacy Proficiency</b>	35%				
		<b>Star Reading Proficiency</b>	32%			<b>Star Math Proficiency</b>	32%
<b>FSA ELA Grade 3</b>	29%	<b>FAST ELA Proficiency Grade 3</b>	40%	<b>FSA Math Grade 3</b>	30%	<b>FAST Math Proficiency Grade 3</b>	56%
<b>FSA ELA Grade 4</b>	28%	<b>FAST ELA Proficiency Grade 4</b>	52%	<b>FSA Math Grade 4</b>	21%	<b>FAST Math Proficiency Grade 4</b>	64%
<b>FSA ELA Grade 5</b>	21%	<b>FAST ELA Proficiency Grade 5</b>	49%	<b>FSA Math Grade 5</b>	10%	<b>FAST Math Proficiency Grade 5</b>	46%
<b>NGSSS Sci 5 EOC</b>	18%	<b>NGSSS Sci 5 EOC</b>	53%				

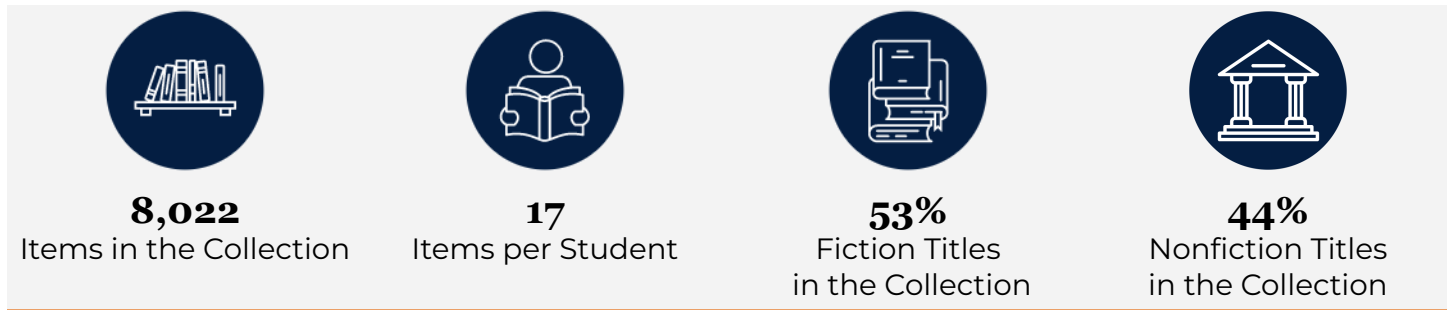
## Comparison between 2021-22 and 2022-23 Testing Data

(adapted from <https://www.fldoe.org/accountability/assessments/k-12-student-assessment/results/2023.stml>)

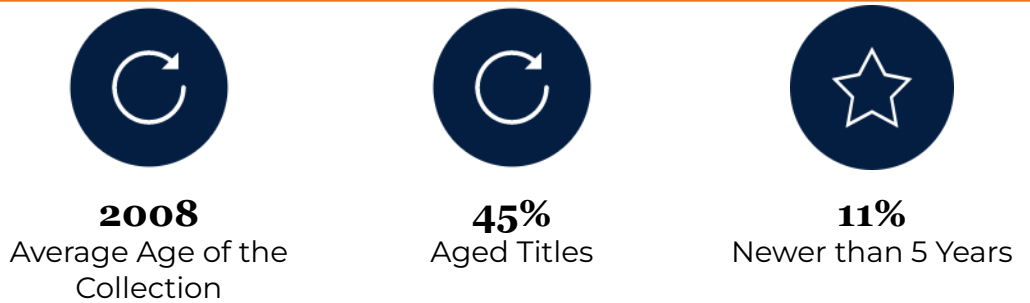
In 2023, the state transitioned from Florida Standards Assessments (FSA) to Florida Assessment of Student Thinking (FAST) for English Language Arts (ELA) and Mathematics. The 2022-23 for FAST and Benchmarks for Excellent Student Thinking (B.E.S.T.) End-of-Course (EOC) assessments are based on **provisional** achievement level cuts that are linked to each assessment's respective 2021-22 reporting scale. Comparisons should not be made between the 2023 data and previous years' data. The implementation of FAST K-2 in the 2022-23 school year was the first administration of statewide assessments for students in grades K-2. These assessments include Star Early Literacy Proficiency, Star Reading Proficiency, and Star Math Proficiency.

# Collection Analysis

The collection is developed for and influenced by students, their interests, academic needs and alignment to the curriculum. The data below is a snapshot of the collection based on a Titlewise Analysis from July 2023. Purchasing or weeding after that time is not reflected in this data.



Library media resources are curated to include both recently published works and classics that both rightfully impact the average age of the collection.

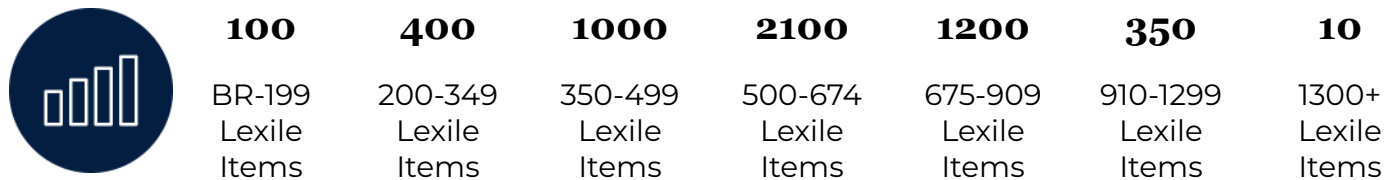


Library media resources should be representative of the school. A commitment to representative literature is reflective of **OCPS values such as equity, inclusion, and respect.**

Social-Emotional Learning (SEL) library media resources can contribute to the **development of character and social-emotional skills**, one of the OCPS's key performance indicators.



Library media resources are distributed across the **Lexile reading level ranges** noted below.



## Collection Analysis by Category

---

The information collected in this section provides a detailed look at the current library collection by classification and genre. The information was gathered from Follett Destiny, the library management system, and Titlewave, the vendor's ordering and analysis tool.

Section	# of Titles	Average Age
Computer Science, Information & General Works	34	2011
Philosophy & Psychology	57	2013
Religion	16	2008
Social Sciences	462	2006
Language	62	2008
Science	449	2010
Technology	449	2010
Arts & Recreation	253	2011
Literature	149	2006
History & Geography	390	2008
Biography	587	2011
Easy	2385	2005
General Fiction	1623	2009
Graphic Novels	262	2015

### Notes

- The collection's Technology section is dated.
- The collection is in need of more popular fiction, graphic novels and nonfiction books.
- The collection is in need of updated Easy Fiction.

# Representation Analysis

Enrollment & Demographic Data					
<b>293</b> 2023-24 Student Enrollment as of September 7, 2023	Subgroups		Federal Ethnicity		
	<b>11%</b> ELL	<b>11%</b> ESE	<b>11%</b> Hispanic	<b>89%</b> Non-Hispanic	
Federal Race Category					
<b>7%</b> White	<b>92%</b> Black	<b>0%</b> Native	<b>0%</b> Asian	<b>0%</b> Pacific	<b>1%</b> Multicultural

To deepen focus on strategic collection development, specific sections of the collection were analyzed in detail to determine whether the media center collection reflects and represents various points of view and experiences. The goal is to provide a balanced collection that can be both a mirror, to reflect a reader's experience, and a window, so readers can experience different viewpoints.

## Results

Based on the available school data of Washington Shores ES in comparison to Collection Analysis results, it was found that:

Student Representation	% of Students	Total # of Titles	Total % of Titles	Avg. Age of Titles
Latino/Hispanic American	11%	93	1%	2012
African American	92%	590	7%	2011

## Strategic Focus

---

This page lists the priorities for selection and weeding for each school year and includes the action, updates, and outcomes. This is subject to change due to funding and time constraints.

School Year	Strategic Focus
<b>2023-2024</b>	<b>Selection Priorities</b> <ul style="list-style-type: none"><li>• Sunshine State/Sunshine State Jr. 2023-2024</li><li>• Technology</li><li>• Update Sports Section (790s)</li><li>• Easy Fiction</li></ul>
	<b>Weeding Priorities</b> <ul style="list-style-type: none"><li>• Sunshine State/Sunshine State Jr. 2022-2023</li><li>• Aged Titles in Easy Fiction</li><li>• Books on CD</li></ul>
<b>2024-2025</b>	<b>Selection Priorities</b> <ul style="list-style-type: none"><li>• Sunshine State/Sunshine State Jr. 2024-2025</li><li>• Update Science (530s)</li><li>• Graphic Novels/Anime</li></ul>
	<b>Weeding Priorities</b> <ul style="list-style-type: none"><li>• Sunshine State/Sunshine State Jr. 2023-2024</li><li>• Literature Section</li><li>• Professional Resources</li></ul>



# Budget and Purchasing Plan

---

This page outlines the current budget available and specifically lists the priorities for this school year (2023-2024).

## *Annual Budget 2023-2024*

State Funds	
<i>Source</i>	<i>Amount</i>
State (1001111000)	\$2,945.46
Internal Accounts	
<i>Source</i>	<i>Amount</i>
Book Fair Profits	
Scholastic Bucks	
Library Fines	
Grants or Donations	
<b>TOTAL</b>	

## *Purchasing Plan 2023-2024*

Approximate Purchasing Plan	
<i>Purpose</i>	<i>Amount</i>
Sunshine State/Sunshine State Jr.	1200.00
Sport Section	1200.00
Technology	1000.00
Easy Fiction	1200.00
<b>TOTAL</b>	4600.00

## Year-to-Year Collection Change

The information below represents the year-to-year change within the library media center collection from the 2022-23 to 2023-24 school year. The 2022-23 data is based on a collection analysis from June 2022, while the 2023-24 is based on a collection analysis from July 2023.

### Data Reflection

- The items in our collection declined due to weeding out materials
- The items per student meet Orange County Public Schools requirement
- The average age of the collection meets Orange County Public Schools requirement
- The representative titles in the collection did not change from last year





### 2022-23 Purchased and Weeded Materials

Materials  
Added to the  
Collection

**130**

Materials  
Weeded from  
the Collection

**493**

Category	2022-23	2023-24
 <b>Items in the Collection</b>	8445	8,022
 <b>Items per Student</b>	24	17
 <b>Average Age of Collection</b>	2009	2008
 <b>Representative Titles in the Collection</b>	33%	33%






# OCPS Washington Shores ES Collection Development Plan 2023-2024 (1)

Final Audit Report

2023-10-13

Created:	2023-10-13
By:	Maryanne Kovar (maryanne.kovar@ocps.net)
Status:	Signed
Transaction ID:	CBJCHBCAABAAUT-s7Sij_8FdmR2qw5J0JUздо9WPzkrv

## "OCPS Washington Shores ES Collection Development Plan 2023-2024 (1)" History

-  Document created by Maryanne Kovar (maryanne.kovar@ocps.net)  
2023-10-13 - 1:06:30 PM GMT- IP address: 168.184.84.50
-  Document emailed to Myrlene Jackson-Kimble (myrlene.jackson-kimble@ocps.net) for signature  
2023-10-13 - 1:06:57 PM GMT
-  Email viewed by Myrlene Jackson-Kimble (myrlene.jackson-kimble@ocps.net)  
2023-10-13 - 5:26:03 PM GMT- IP address: 168.184.84.37
-  Document e-signed by Myrlene Jackson-Kimble (myrlene.jackson-kimble@ocps.net)  
Signature Date: 2023-10-13 - 5:26:59 PM GMT - Time Source: server- IP address: 168.184.84.37
-  Agreement completed.  
2023-10-13 - 5:26:59 PM GMT